

MAKERS BY MAIL  
**CELL PHONE TRIGGERED CAMERA**

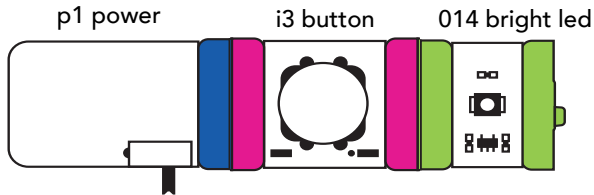
[makersbymail.org/kits/cell-phone-triggered-camera](http://makersbymail.org/kits/cell-phone-triggered-camera)



## KIT CONTENTS:

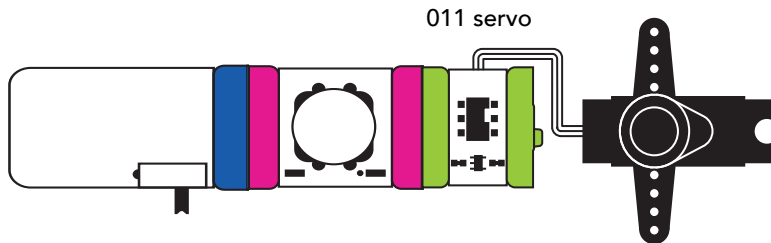
- p1 power
- p3 usb power
- i3 button
- 014 bright led
- 011 servo
- w1 wire (x2)
- w11 wireless receiver
- w12 wireless transmitter
- w20 cloud
- AC adapter
- usb cable
- littleBits screwdriver
- littleBits battery cable
- 9v battery
- littleBits mounting board (x2)
- sissors
- #0 phillips screwdriver
- camera + AAA (x3)
- electrical tape
- instruction cards

# Challenge 1: Getting to know littleBits



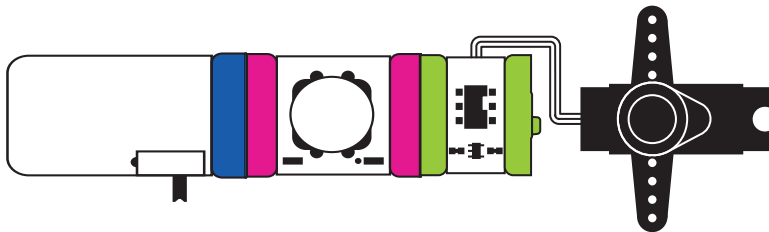
- ① Start with a blue power module and turn it on
- ② Push the button
- ③ Watch your green output module turn on!

## Challenge 2: Add the servo



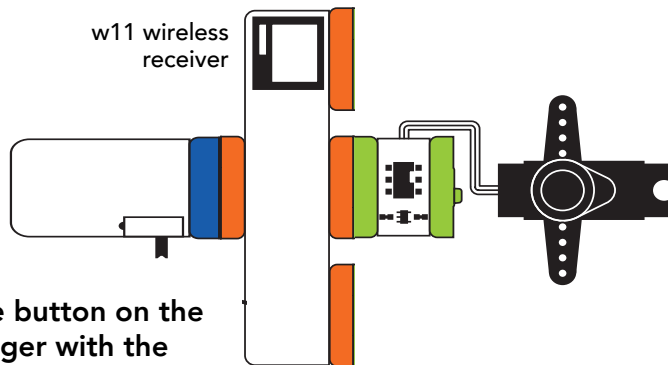
- ① Swap the led with the servo motor
- ② Use the button to activate the servo

## Challenge 3: Triggering the camera



- ① Flip the switch on servo to "swing" or "turn."
- ② Use the supplies to attach the servo to the camera and trigger the camera shutter with the servo arm

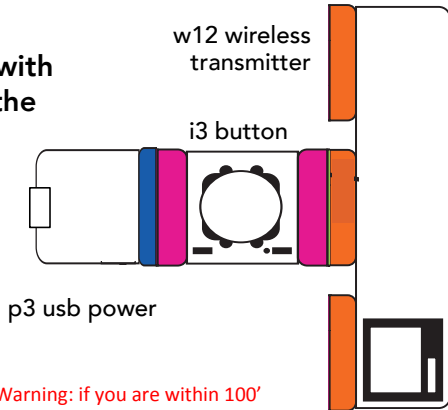
## Challenge 4a: Create a remote



- ① Replace the button on the camera trigger with the wireless receiver

## Challenge 4b: Create a remote

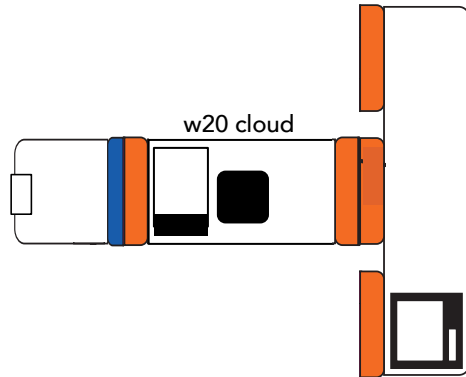
- ① Create a second circuit with another power source, the button, and wireless transmitter
- ② Push the button to activate the servo
- ③ You can now trigger your camera from 100' away



*\*Warning: if you are within 100' feet of a neighboring kit you may trigger their camera too*

## Challenge 5: Connect it to the internet

- ① Swap the button with the cloud bit
- ② Follow the instructions at [control.littlebitscloud.cc](http://control.littlebitscloud.cc)
- ③ You can now trigger your camera from the web





# Bonus Challenge: Automate with IFTTT

- ① Automate your cloud bit with [IFTTT.com](https://ifttt.com)

if  then

Send [trigger@recipe.ifttt.com](mailto:trigger@recipe.ifttt.com)  
any email from



Set output level of cloudBit1

- ② Try this recipe:
- ③ Create a recipe of your own

Recipe Title

If send [trigger@recipe.ifttt.com](mailto:trigger@recipe.ifttt.com) any email from [makersbyemail@gmail.com](mailto:makersbyemail@gmail.com), then trigger [cloudbit](#) for 10 seconds